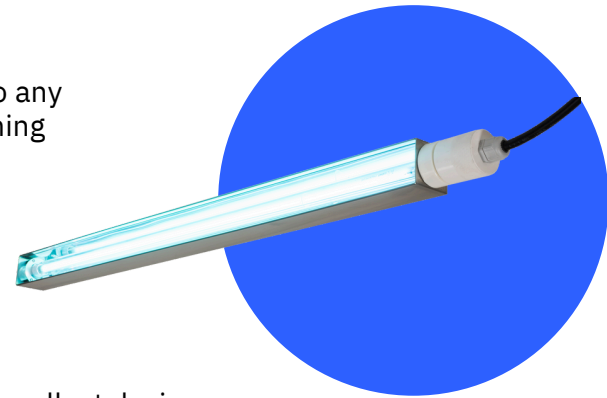




DURABLE DISINFECTION, SMALL DESIGN

The IP67 rated UV-STYLO is a versatile and effective addition to any transport and packaging lines including flow packs, thermoforming machines, sieves, cooling tunnels, automatic scales, and more.

- Improve product safety
 - Extend shelf life
 - Reduce the use of chemicals
 - Meet disinfection standards
 - Enhance product quality
- With the same form factor as UV-STYLO-NX, model –A is the smallest device using Amalgam Lamps, with an incredible amount of UV germicidal power.



UV-STYLO is widely used in food handling & processing, pharmaceutical R&D and production, and microbiological laboratories.

KEY PRODUCT FEATURES

- **One Lamp, Endless Configuration**, easily combined and managed through a control board or powered separately.
- **Optimal Disinfection Performance**, with a High-Output UV-C lamp (253,7 nm) enclosed in a **Quartz Sleeve**, to increase disinfection performances and protect the lamp from temperatures fluctuations.
- **Built to Last**, made with robust AISI 304 stainless steel, carefully assembled and individually tested.
- **Durable By Design**, IP67 Rated with UVLON™ available to ensure galss safety. Ready for humid environments, exposure to splashing, and rigorous cleaning protocols.
- **Extreme Efficiency**, the ultra-compact design is internally coated with VEGA™ mirror bright aluminium, for ultimate UV reflection.



HEALTHCARE



HVAC



PROCESS
INDUSTRY



HOSPITALITY



SHARED
SPACES



PUBLIC
VENUS



WELLNESS
CENTERS



TRANSPORT

TECHNICAL TABLE	UV-STYLO-NX-11	UV-STYLO-NX-16	UV-STYLO-NX-40H	UV-STYLO-NX-60H	UV-STYLO-NX-90H	UV-STYLO-NX-120H	UV-STYLO-NX-150H	Amalgam model -A	
	UV-STYLO-A-NX-65	UV-STYLO-A-NX-130							
REPLACEMENT LAMP	GH2-11W	GH3-16W	GH4-40WH	GH6-60WH	GH9-90WH	GH 11-120W	GH 11-120W	GHA3-65W	GHA8-130W
POWER CONSUMPTION	11W	16W	40W	60W	90W	120W	155W	65W	130W
DIMENSIONS (WxHxD)	mm 235 x 53 x 53 (in 9.25 x 2.08 x 2.08)	mm 311 x 53 x 53 (in 12.24 x 2.08 x 2.08)	mm 444 x 53 x 53 (in 17.48 x 2.08 x 2.08)	mm 587 x 53 x 53 (in 23.11 x 2.08 x 2.08)	mm 898 x 53 x 53 (in 35.35 x 2.08 x 2.08)	mm 1178 x 53 x 53 (in 46.37 x 2.08 x 2.08)	mm 1548 x 53 x 53 (in 60.94 x 2.08 x 2.08)	mm 467 x 53 x 53 (in 18.38 x 2.08 x 2.08)	mm 950 x 53 x 53 (in 37.40 x 2.08 x 2.08)
HANDLE SIZE	D=49 mm L=75 mm (D=1.92 in L=2.95 in)							D=49 mm L=75 mm (D=1.92 in L=2.95 in)	
LAMP SIZE	mm 185 (in 7.28)	mm 261 (in 10.27)	mm 394 (in 15.51)	mm 537 (in 21.14)	mm 898 (in 35.35)	mm 1128 (in 44.40)	mm 1498 (in 58.97)	mm 353 (in 13.89)	mm 836 (in 32.91)
WEIGHT	kg 0,35 (lb 0.77)	kg 0,50 (lb 1.10)	kg 0,70 (lb 1.54)	kg 0,80 (lb 1.76)	kg 1,10 (lb 2.42)	kg 1,40 (lb 3.08)	kg 1,90 (lb 4.18)	kg 0,9 (lb 1.98)	kg 1,30 (lb 2.86)
FOR ALL MODELS					FOR ALL MODELS				
LAMP LIFE (hours)*	≤ 18.000							≤ 16.000	
PROTECTION RATING	IP 67							IP 68	
OP. TEMPERATURE**	min. -15°C ÷ max. +40°C (min. 5.0°F ÷ max. +104.0°F)							min. -15°C ÷ max. +40°C (min. 5.0°F ÷ max. +104.0°F)	
OP. RELATIVE HUMIDITY**	From 20 to max. 90%							From 20 to max. 90%	
V AC FREQUENCY	230V or 110-277V 50/60 Hz							230V or 110-277V 50/60 Hz	
POWER SUPPLY	4 Options available, including Control Board for the management of multiple lamps, with power supply, access security, hour counter, UV lamp fault control and LED synoptic							2 Options available, including Control Board	
ELECTRICAL CONNECTION	Power supply cable (4x1 mm ²), lenght 3m. with quick-fit plug/socket system (3800 series) (IP67).							Power supply cable in NEOPRENE (4x1mm ²), 3m length, with a socket/plug system (ILME).	

* Continuous operation

** Outside of these ranges, performance may not be optimal

TROUBLE-FREE INTEGRATION AND INSTALLATION



- We provide the optimal point of integration for every product without requiring changes to your system.
- Mounting and powering the device can be done without complex requirements.
- Ongoing maintenance only takes a few minutes to replace lamps when necessary.

SOFTWARE ENGINEERED DISINFECTION

From our in-depth know-how on the subject and with our proprietary dosage calculation software we can simulate device performance and validate effectiveness in every application.

Calculation Software



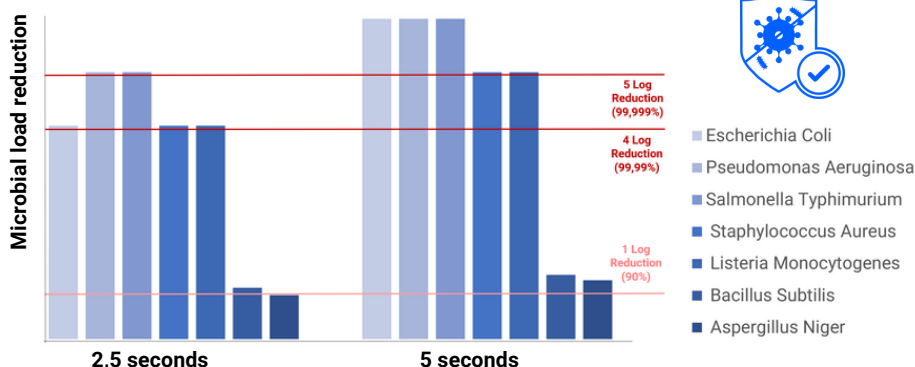
TECHNICAL DRAWINGS

Every Light Progress Product is available in detailed DWG and STEP files for your design-in and specification clarity.

VIEW or DOWNLOAD now



MICROBIAL TESTS AND EFFICACY



Up-to log5 microbial load reduction, with a 5 seconds treatment at 10 cm from target Surface

Light Progress customers rely on our extensive history of third party testing and proven efficacy to meet any level of disinfection validated against literally any virus or microorganism.

We understand your need to meet Regulatory Requirements and Industrial Standards as we help you achieve microbial load reduction using our UV systems.



Light Progress Group SRL
Anghiari (AR)
ITALIA
P: (+39) 0575 749255
E: info@lightprogress.it
W: www.lightprogress.it

Light Progress GmbH
Aschaffenburg (BY)
DEUTSCHLAND
P: +49 176 761 42327
E: gmbh@lightprogress.de
W: www.lightprogress.de

Light Progress LLC
Dallas, (TX)
USA
P: (+1) 833-882-4255
E: americas@lightprogress.it
W: www.lightprogress.us

OFFICIALLY DISTRIBUTED BY:

POWER SUPPLY OPTIONS AND CONTROL BOARDS


						
		CONTROL BOARD	SUPPLY BOX "SBA"	SUPPLY BOX "Ba"	SUPPLY BOX "B"	OPEN FRAME BALLAST
UV SERIES	UV-STYLO-NX	YES	-	YES	YES	YES
	UV-STYLO-A-NX	YES	YES	-	-	-
POWER SUPPLY	One Ballast each lamp	YES	YES	YES	YES	YES
LAMP DIAGNOSTIC	LED signal (5V)	-	-	-	-	YES
LAMP DIAGNOSTIC	LED signal and Output signal to BMS	YES	YES	YES	-	-
LAMP REPLACEMENT	LED signal and Output signal to BMS	YES	YES	-	-	-
POWER SWITCH	Low voltage input contact from BMS or Safety System	YES	-	-	-	-
HOUR COUNTER	Digital display with Lamp Replacement LED signal	YES	YES	-	-	-
SYNOPTIC VIEW	Synoptic LED Schema	YES	YES	-	-	-
MULTI DEVICE	Management of more than one device	Up to 4 A-NX devices Up to 12 NX devices	Up to 2 devices	-	-	-
PROTECTION	IP rating	Up to 4 devices: IP66/67 Up to 8/12 devices: IP45	IP45	IP55	IP55	IP20

LAMP DIAGNOSTIC AND SYSTEM MANAGEMENT

Timely detection of lamp malfunctions, for prompt maintenance and minimizing downtime.

The **Supply Box "Ba"** power supply, is equipped with an alarm board that provides an output signal if the UVC lamp encounters any operational issues. This diagnostic output signal is a dry contact that **can be connected to an existing control panel and BMS.**

The **Control Board** allows the management of multiple UVC devices in a single unit, with UVC lamp diagnostic output signals if the UVC lamps encounters any operational issue or its lifetime is expired. It also includes a safety switch to turn on/off the system remotely. The diagnostic output signals and the safety switch **can be connected to an existing control panel and BMS.**



These comprehensive systems ensures **efficient operation, timely maintenance, and enhanced safety**, making it an invaluable tool for managing UVC lamp functionality.

 **Light Progress Group SRL**
Anghiari (AR)
ITALIA
P: (+39) 0575 749255
E: info@lightprogress.it
W: www.lightprogress.it

 **Light Progress GmbH**
Aschaffenburg (BY)
DEUTSCHLAND
P: +49 176 761 42327
E: gmbh@lightprogress.de
W: www.lightprogress.de

 **Light Progress LLC**
Dallas, (TX)
USA
P: (+1) 833-882-4255
E: americas@lightprogress.us
W: www.lightprogress.us

OFFICIALLY DISTRIBUTED BY: